

Displacement overview

165,195 Individuals
41,229 Households

180 Locations assessed
126 sites and 54 host communities

Demographics

92% of households have children

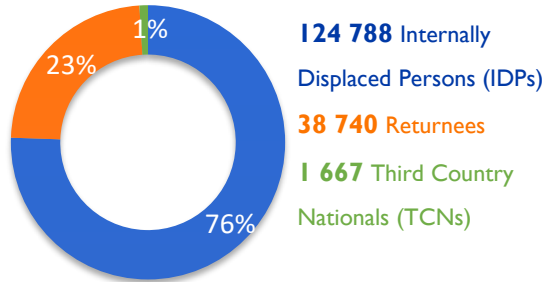
4% Elderly

65% Minors

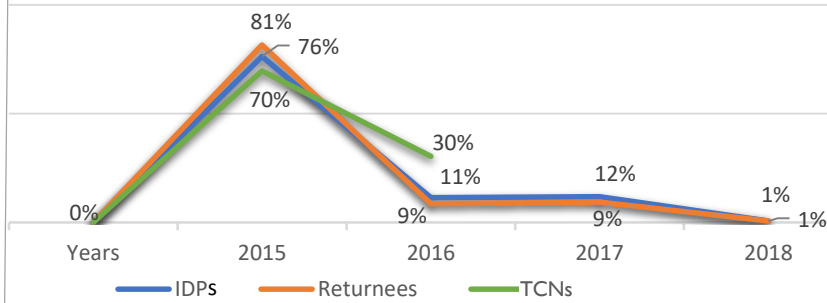
4 Average household size

Demographics data was collected at the household level through a demographics calculator, with a sample of 5,703 households

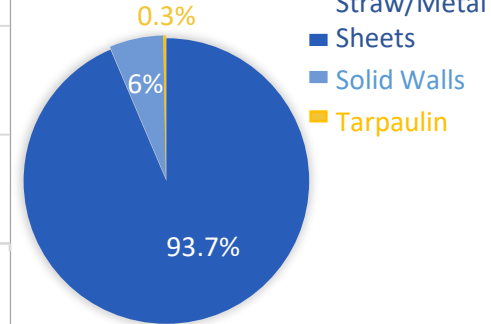
Displaced Populations



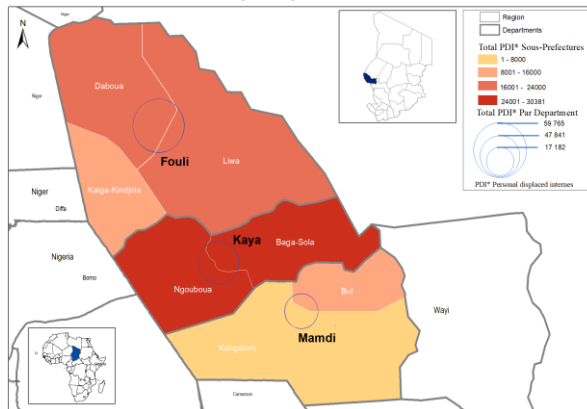
Years of displacement of displaced populations



Shelter types

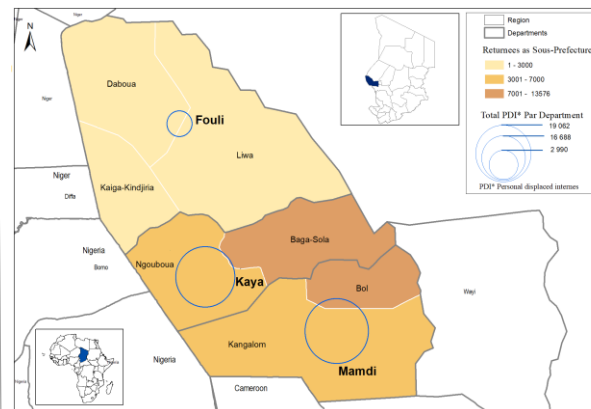


Internally Displaced Persons



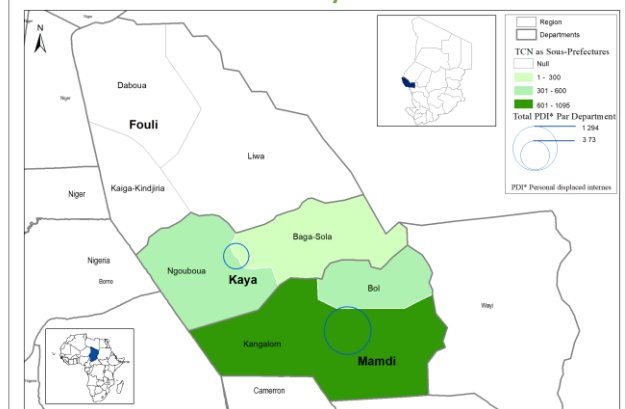
Department	Households	Individuals
Fouli	15,909	59,765
Kaya	11,454	47,841
Mamdi	4,152	17,182
Total	31,515	124,788

Returnees



Department	Households	Individuals
Fouli	764	2,990
Kaya	3,991	16,688
Mamdi	4,561	19,062
Total	9,316	38,740

Third Country Nationals



Department	Households	Individuals
Fouli	0	0
Kaya	89	373
Mamdi	309	1,294
Total	398	1,667